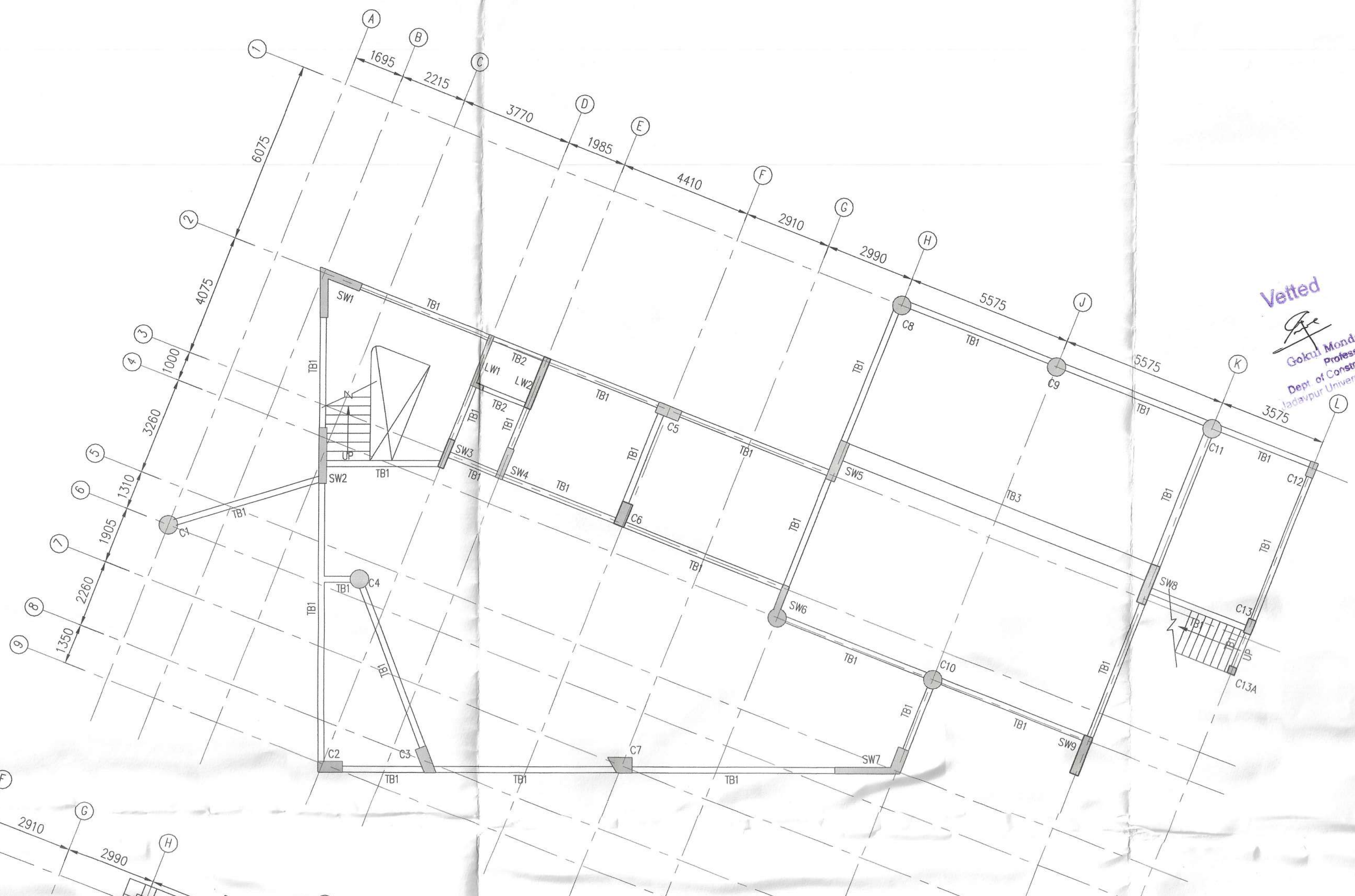


SCHEDULE OF FOUNDATION BEAMS											
BEAM MKD	BEAM SIZE	BEAM REINFORCEMENT						STIRRUP		REMARKS	
		END SUPPT (T)	END SUPPT (B)	MID SPAN (T)	MID SPAN (B)	CONT. SUPPT (T)	CONT. SUPPT (B)	CANT END (T)	CANT END (B)		UPTO L/3 FROM SUPPT
FBX-1	400x600	4-20T	4-20T	4-20T	4-20T	4-20T	4-20T	4-20T	4-20T	10T 4L @ 150 C/C	10T 4L @ 150 C/C
FBX-2	1070x600	5-20T	5-20T	5-20T	5-20T	5-20T	5-20T	5-20T	5-20T	10T 8L @ 150 C/C	10T 8L @ 150 C/C
FBY-1	400x600	4-20T	4-20T	4-20T	4-20T	4-20T	4-20T	4-20T	4-20T	10T 4L @ 150 C/C	10T 4L @ 150 C/C

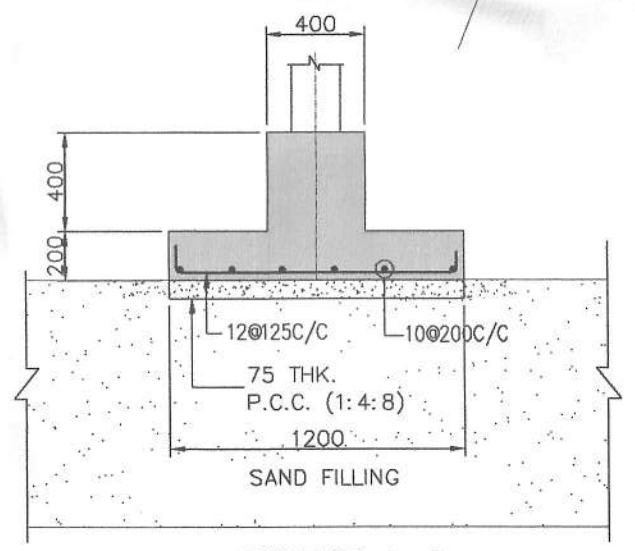
SCHEDULE OF GROUND FLOOR BEAMS											
BEAM MKD.	BEAM SIZE	BEAM REINF.						STIRRUP		REMARKS	
		END SUPPT. (T)	END SUPPT. (B)	MID SPAN (T)	MID SPAN (B)	CONT. SUPPT. (T)	CONT. SUPPT. (B)	CANT END (T)	CANT END (B)		UPTO L/3 FROM SUPPT.
TB1	200x600	2-20T	2-20T	2-20T	2-20T	2-20T	2-20T	2-20T	2-20T	8T-2L @ 100C/C	8T-2L @ 150C/C
TB2	150x600	2-16T	2-16T	2-16T	2-16T	2-16T	2-16T	2-16T	2-12T	8T-2L @ 100C/C	8T-2L @ 150C/C
TB3	600x400	6-20T	6-20T	6-20T	6-20T	6-20T	6-20T	6-20T	6-12T	8T-4L @ 100C/C	8T-4L @ 150C/C



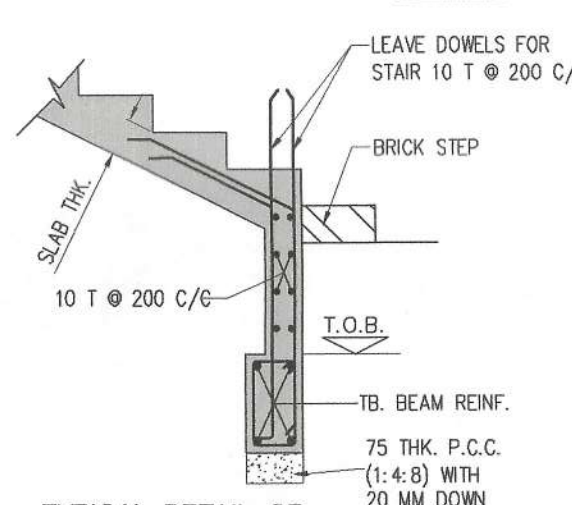
FOUNDATION LAYOUT  
SCALE-1:100



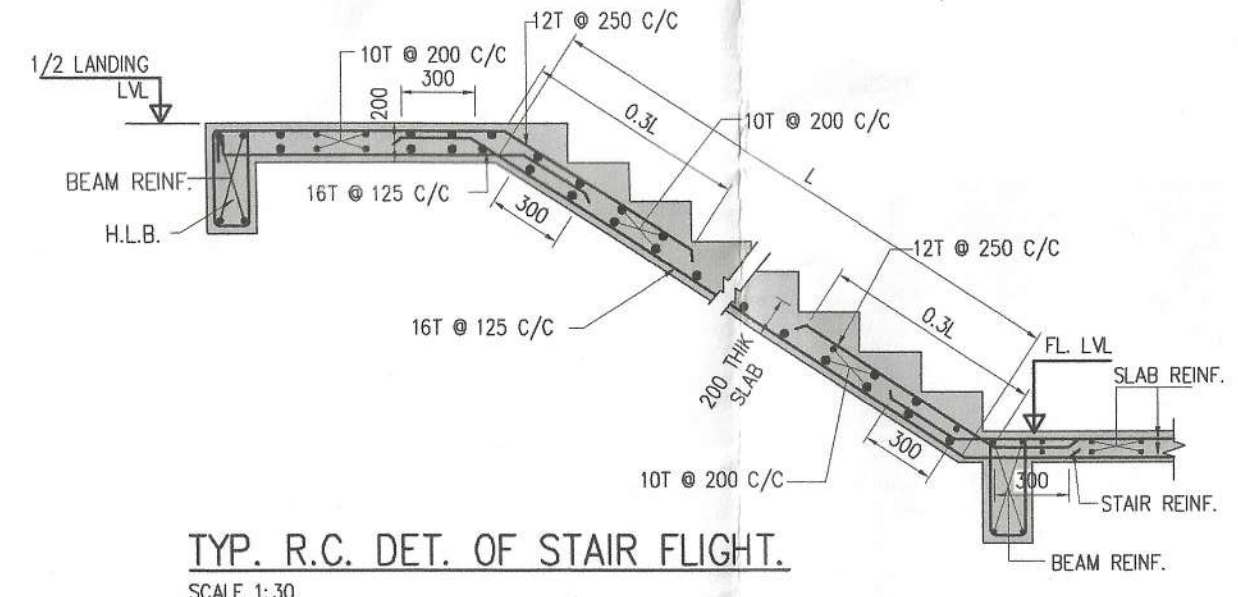
GROUND FLOOR G.A.  
SCALE-1:100



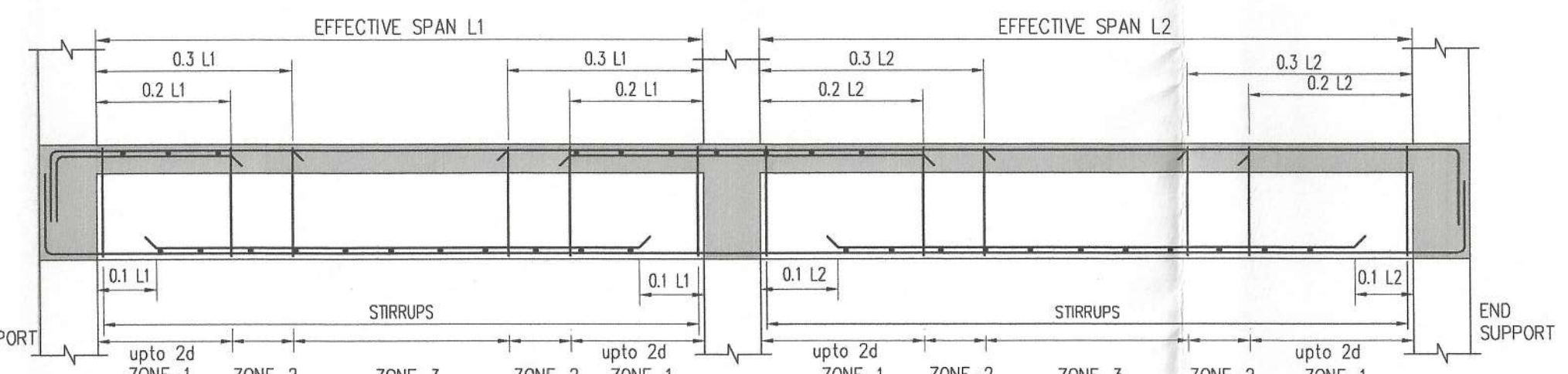
SECTION A-A  
SCALE 1:30



TYPICAL DETAIL OF STAIR DOWELS  
SCALE-1:30



TYP. R.C. DET. OF STAIR FLIGHT  
SCALE-1:30



TYPICAL DETAIL OF BEAM

CERTIFIED THAT I HAVE GONE THROUGH THE WEST BENGAL MUNICIPAL BUILDING RULES 2009 AS AMENDED TO TIME AND ALSO UNDER TAKE TO ABIDE BY THOSE RULES DURING AND AFTER CONSTRUCTION OF BUILDING.

DTC PROJECTS PVT. LTD.  
*Kaib Klaiter*  
Authorised Signatory

SIGNATURE OF OWNER :

THE STRUCTURAL DESIGNS AND DRAWINGS OF BOTH FOUNDATION AND SUPERSTRUCTURE OF THE BUILDING HAS BEEN MADE BY ME CONSIDERING ALL POSSIBLE LOADS INCLUDING THE SEISMIC LOAD AS PER NATIONAL BUILDING CODE OF INDIA AND CERTIFY THAT IT IS SAFE AND STABLE IN ALL RESPECTS.

*Ankit Agarwala*  
GOLKHA MONDAL, Ph.D.  
Professor  
Dept. of Civil Engg.  
Indian Institute of Technology, Kharagpur-751005

ANKIT AGARWALA  
B.E. (CIVIL), M.E. (STR)  
G. ENG. M. I. STRUCT. E. (LONDON)  
Membership No.-078332909  
KMC EMPANELLED STRUCTURAL ENGINEER  
CLASS-1, E.S.E. 1/172

SIGNATURE OF STRUCTURAL ENGINEER :

I CERTIFY THAT THE BUILDING PLAN HAS BEEN DRAWN UP AS PER PROVISION OF W.B. MUNICIPAL (BUILDING) RULE 2009 AS AMENDED FROM TIME TO TIME AND AS PER THE SITE CONDITION WHEREIN THE PLOT IS BOUNDED BY BOUNDARY WALLS AND PILLARS AND IT CONFIRMS WITH THE PLAN. IT IS A BUILDABLE SITE AND NOT A TANK OR FILLED UP TANK.

SIGNATURE OF ARCHITECT  
ANIRBAN BHADURI MONDAL  
C.O.A. REG. NO. CA/2003/31394

SIGNATURE OF ARCHITECT :

NOTE:-  
1. ALL DIMENSIONS ARE IN MILLIMETERS UNLESS OTHERWISE STATED.  
2. UNLESS OTHERWISE SPECIFIED ALL REINFORCEMENT SHALL BE TMT BARS OF GRADE FE-500D TO IS-1786-1985 AND ELONGATION SHALL BE MINIMUM 14.5 PERCENT.  
3. CLEAR COVER FOR ALL MAIN REINF SHALL BE  
A) PILE CAP = 50 B) COLUMN = 40  
C) FLOOR BEAM = 25 D) FLOOR SLAB = 25  
E) STAIR = 25  
4. GRADE OF CONCRETE M25/M30  
5. GRADE OF P.C.C.  
A) UNDER FOUNDATION = 1:4:8 B) UNDER FLOOR = 1:3:6  
6. THIS DRAWING SHALL BE READ IN CONJUNCTION WITH RELEVANT ARCH DRAWING.  
7. ANY DISCREPANCY IN THE STRUCTURAL DRAWINGS WITH ANY OTHER DRAWINGS SHALL BE BROUGHT TO THE NOTICE OF STRUCTURAL CONSULTANT.  
8. DETAILS OF PILE CAP TO BE PROVIDED IN THE WORKING DRAWING.  
9. FOR DETAIL OF PILE SHAFT REFER DRG. NO 00-S40-00-01.  
10. THE REINFORCEMENT DETAIL MUST CONTAIN THE STIPULATION OF IS 13920:1993  
11. CONSTRUCTION SHALL BE DONE AS PER IS:456(2000)

Project:  
BUILDING PLAN FOR PROPOSED 78 NOS. OF G+2 STORIED ROW HOUSING COMPLEX AT DAG NO. 808, 811, 812, 814, 815, 816, 817, 825, 839 IN MOUZA - CHAKRAZUMOLLA, BLOCK- BISHNUPUR-II, J.L. NO. -18 UNDER GRAM PANCHAYET - RASHAPUNJO, DIST.-SOUTH 24 PARGANAS

Civil & Structural Consultants:  
M.N. CONSULTANTS (Pvt) Ltd.  
MNC HOUSE  
1516, RAJDANGA MAIN ROAD  
KOLKATA - 700 107  
Ph.no.-913324418082/913340165700  
FAX NO. 913324418083  
E-MAIL: mncnpl2008@gmail.com

Title:  
FOUNDATION & GROUND FLOOR G.A. & R.C. OF ACTIVITY BLOCK

Scale:- AS SHOWN Date 14.05.2024

Drawn NILADRI Checked by *Singha Roy* Approved by *FB*

Design Development  Corporation Dwg  As Built Dwg  
 Contract Document  Construction Dwg  Tender Dwg

File Name

Job No. 2413  
Drawing No. C-S20-00-01